



**Chicago
Pneumatic**



**Screw Compressors
above 30kW**

People. Passion. Performance.

People. Passion. Performance.



For Chicago Pneumatic, it isn't just about products. We value our end-users' and distributors' **performance**, and do our ultimate best to make it **easy to work** with us while providing **reliable products with a passion**.

- **Broad product portfolio** of robust compressors & tools
- **Decades of experience & innovation**
- **100% committed** distributor partnership

This is how we keep you productive at all times, meeting the needs of professionals in vehicle service, general industry and construction around the globe.

People. Passion. Performance.







Define your needs, our

Our 30-90kW oil-injected screw compressor offer is vast, yet the full range always guarantees solid performance thanks to high quality components and innovative design.

“The standard in the industry”

BELT DRIVEN



| | |
|-------------|---|
| Noise level |  Silent: 70-75 dB(A) |
| FAD |  3480 - 11520 l/min |
| Power |  30 - 75 kW 40 - 100 hp |
| Pressure |  8 - 13 bar 125 - 175 psi |

User benefits





- Compact solution
- Easy maintenance is a one-man job
- Solid quality and long lasting belts
- Highly reliable belt tensioning system
- User-friendly operation

broad offer does the rest

“Maximized productivity”

GEARBOX DRIVEN



| | |
|-------------|---|
| Noise level |  Silent: 68-75 dB(A) |
| FAD |  3840 - 20040 l/min |
| Power |  30 - 110 kW 40 - 150 hp |
| Pressure |  7 - 13 bar 100 - 175 psi |



User benefits

- Reduced energy consumption, better performance
- Improved efficiency
- In-house designed air end guarantees quality operations
- Cost savings on maintenance and energy consumption
- Integrated solutions (dryer, energy recovery)

“Top value through energy efficiency”

INVERTER DRIVEN



| | |
|-------------|--|
| Noise level |  Silent: 67-75 dB(A) |
| FAD |  1680 - 19080 l/min |
| Power |  30 - 110 kW 40 - 150 hp |
| Pressure |  4 - 13 bar 60 - 175 psi |

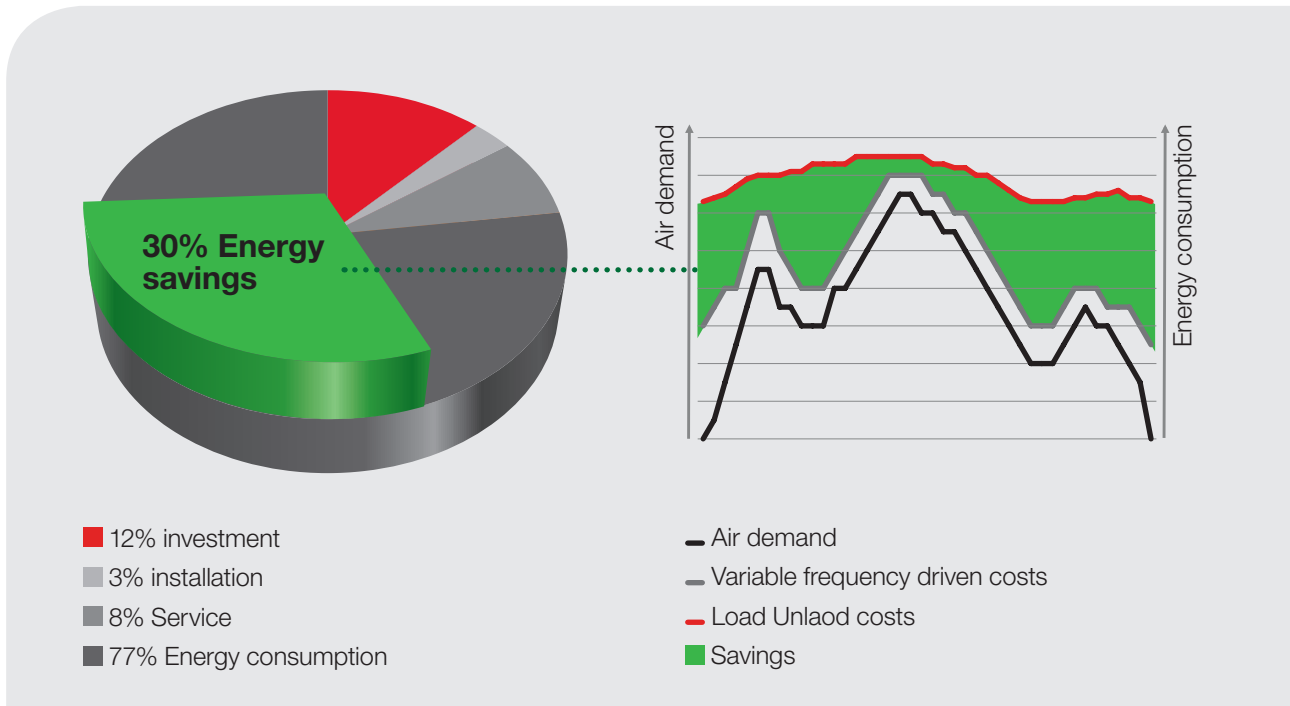
User benefits

- Cut your energy bill by 30%
- Optimal efficiency perfectly matching the air flow
- Quick return on investment
- Full-colour graphical controllers (standard for IVR)
- Integrated solutions (dryer, energy recovery)

Energy efficiency

We protect your efficiency

Energy costs represent about 70% of the total operating cost of your compressor over a 5 year period. That's why reducing the operating cost of a compressed air solution is a major focus. Variable frequency driven compressors can cut the energy bill of your compressor by up to 30%.



Inverter driven compressors reduce the energy consumption through:

Air End

The unique in-house designed air end with 4/6 screw profile results in:

- Optimum energy efficiency over the entire speed range
- No internal leakages in the compression chambers

Motor

Superior quality and efficiency are guaranteed thanks to:

- Smart transmission engineering to minimize the internal loads resulting in longer bearing lifetime
- A perfect match between screw technology and gear-box resulting in no long term losses
- Robust design using casted, heavy duty components

Inverter

Thanks to the inverter driven technology you can save up to 30% on energy cost because of:

- A perfect match of air demand and air supply
- No unload cycles above 20% load
- No peak currents thanks to soft start up


Controller

The full colour graphic controller brings intelligent saving features thanks to:

- Optimum zone control
- Integrated sequencer for 4 up to 6 compressors
- Web visualization
- No pressure fluctuation thanks to instant pressure logging and communication with compressor drive
- Dual pressure band operation

We recover your energy

When air is compressed, heat is formed. The excess heat can be captured with an energy recovery option and channelled to other applications allowing you to save energy and cut costs.



Heat recovery - Recover 75% of your energy

In the case of water-cooled or air-cooled compressors, the oil circuit is pre-cooled with an oil/water heat exchanger. Water then becomes the fluid transport media to recover the oil temperature. The hot water resulting from this process can be used to heat radiators or water boilers, pre-heat supply water or hot tap water, and other industrial applications. The energy recovery option integrates a heat exchanger on the oil circuit, which heats up the continuously pressurized water flow. The system is regulated automatically, and in case of limited water cooling capacity, the standard cooling system of the compressor will operate and backup the energy recovery device. The energy recovery option is a simple mechanical system that requires no maintenance or electricity consumption, but offers you significant reductions in your energy costs.

Inverter driven compressors

CPVS Series 30 - 110 kW / 40 - 150 HP



Maximize productivity with reliable compressed air solutions

The variable speed compressor series allows you to find the perfect match between air demand and air supply. Thanks to the inverter driven technology, the energy cost can be reduced with 30%. Due to the robust design of the gear driven transmission, you can rely on high quality compressed air in the most demanding applications.

Components are carefully selected assuring quality and reliability. Moreover, installation and maintenance is kept simple thanks to the easy accessibility. Last but not least, cooling performance is guaranteed by the oversized cooler package. A high efficiency cooling fan is designed to deliver a high cooling flow at low noise level.




CPVS 75



Frequency converter

Saves up to 30% thanks to perfect match between air demand and air supply.



Radial fan (optional)

High efficiency cooling flow at reduced noise level



Integrated dryer

Saves space and guarantees top air quality



Energy recovery (optional)

75% of heat can be captured with energy recovery.



ES4000 (standard)

Intelligent unload cycling. Constant pressure follow-up. Automatic restart.



Robust and powerful compressor with integrated solutions

- 1 Filtration panel
- 2 Emergency stop
- 3 Controller
- 4 Air cooler
- 5 Oil cooler
- 6 Oil-separator vessel
- 7 Inverter
- 8 Integrated dryer

Technical Table

| Type | | | | | | | | | |
|-----------------------------------|-----|-----|------|-------------|-------------|----------------|-----------|------|--------------------|
| | HP | kW | Bar | l/min (min) | l/min (max) | dB(A) Silenced | dB(A) Std | kg | L x W x H (mm) |
| Base mounted 400/3/50 + Inverter* | | | | | | | | | |
| CPVS 40 | 40 | 30 | 4-10 | 1680 | 5640 | 67 | 69 | 810 | 1420 x 1060 x 1630 |
| CPVS 50 | 50 | 37 | 4-13 | 2040 | 6780 | 68 | 71 | 890 | 1420 x 1060 x 1630 |
| CPVS 60 | 60 | 45 | 4-13 | 2400 | 8040 | 69 | 72 | 895 | 1420 x 1060 x 1630 |
| CPVS 75 | 75 | 55 | 4-13 | 3000 | 9900 | 71 | 72 | 1170 | 1660 x 1060 x 1630 |
| CPVS 95 | 100 | 75 | 4-13 | 3840 | 12840 | 71 | 75 | 1357 | 1660 x 1060 x 1630 |
| CPVS 100 | 100 | 75 | 4-13 | 4260 | 14280 | 70 | 72 | 1610 | 1860 x 1060 x 1630 |
| CPVS 125 | 125 | 90 | 4-13 | 4860 | 16200 | 71 | 74 | 1630 | 1860 x 1060 x 1630 |
| CPVS 150 | 150 | 110 | 4-13 | 3000 | 19080 | 71 | 74 | 1900 | 2333 x 1060 x 1630 |

* Units with integrated dryer available. For specifications, please consult your local sales representative
 All units are also available in 60Hz, please contact your local sales representative for more information.

Gearbox driven compressors

CPC / CPD / CPE 30 - 110 kW / 40 - 150 hp



Maximize productivity with reliable compressed air solutions

Thanks to the robust design of the gear driven range, you can rely on high quality compressed air for the most demanding applications. The maintenance-free heavy duty gear drive eliminates losses and maximizes productivity.

While components are carefully selected assuring quality and reliability, installation and maintenance is kept simple thanks to the easy accessibility. On top, cooling performance is guaranteed by the oversized cooler package and the high efficiency cooling fan is designed to deliver a high cooling flow at a low noise level.



CPC 60 G



Maintenance-free drive train

Premium performance through:

- Eliminating transmission losses & optimizing running cost.
- Reducing bearing loads resulting in longer lifetime and extended service intervals



In-house designed air ends

Unique 4/6 screw profile for premium performance.




Easy service and accessibility

Removable panels with hinges to facilitate accessibility.



ES4000 (optional)

Intelligent unload cycling. Constant pressure follow-up. Automatic restart.



Robust and powerful compressor


- 1 Motor
- 2 Air end
- 3 Axial fan
- 4 Air filter
- 5 Oil cooler
- 6 Air cooler

Technical Table

| Type | | | | | | | | | | |
|------------------------|-----|-----|-------|-------|--------|--------|-------|-------|------|--------------------|
| | HP | kW | l/min | | | | Start | dB(A) | kg | L x W x H (mm) |
| | | | 7 bar | 8 bar | 10 bar | 13 bar | | | | |
| Base mounted 400/3/50* | | | | | | | | | | |
| CPC40 G | 40 | 30 | 5640 | 5280 | 4680 | n.a. | Y/D | 68-69 | 760 | 1420x 1060 x 1630 |
| CPC 50 G | 50 | 37 | 6780 | 6420 | 6000 | 4800 | Y/D | 70-71 | 840 | 1420x 1060 x 1630 |
| CPC 60 G | 60 | 45 | 8040 | 7620 | 6960 | 5940 | Y/D | 71-72 | 845 | 1420x 1060 x 1630 |
| CPD 75 G | 75 | 55 | 9900 | 9240 | 8580 | 7200 | Y/D | 71-72 | 1100 | 1660x 1060 x 1630 |
| CPD 100 G | 100 | 75 | 12840 | 12360 | 11280 | 9420 | Y/D | 74-75 | 1287 | 1660x 1060 x 1630 |
| CPE 100 G | 100 | 75 | 14280 | 13500 | 12000 | 10140 | Y/D | 71-72 | 1540 | 1860x 1060 x 1630 |
| CPE 120 G | 125 | 90 | 16200 | 16080 | 14280 | 11640 | Y/D | 73-74 | 1570 | 1860x 1060 x 1630 |
| CPE 150 G | 150 | 110 | 20040 | 19080 | 17340 | 14640 | Y/D | 74-75 | 1900 | 2333 x 1060 x 1630 |

* Units with integrated dryer available. For specifications, please consult your local sales representative
 All units are also available in 60Hz, please contact your local sales representative for more information.

Belt driven compressors CPC / CPD Series 30 - 75 kW / 40 - 100 hp



Your smart industry standard in easy operation and maintenance

The CPC / CPD belt-driven range of oil-injected screw compressors is the true standard in the industry.

The components have been carefully selected to assure optimal quality and reliability. While the footprint is reduced thanks to the smart transmission system and component arrangement, performance is guaranteed thanks to the in-house designed air end.



In-house designed air ends

Unique 4/6 screw profile for premium performance.



In-house designed transmission

Assuring perfect alignment and easy tensioning.



Robust design

Qualified, high quality reputed components.



Easy service and accessibility

Removable panels with hinges to facilitate accessibility



ES4000 (optional)

Intelligent unload cycling. Constant pressure follow-up. Automatic restart.



Robust and powerful compressor

- 1 Filtration panel
- 2 Emergency stop
- 3 Controller
- 4 Air filter
- 5 Oil cooler
- 6 Air cooler
- 7 Oil-separator vessel

Technical Table

| Type | | | | | | | | | |
|----------------------|-----|----|-------|--------|--------|-------|-------|------|-------------------|
| | HP | kW | l/min | | | Start | dB(A) | kg | L x W x H (mm) |
| | | | 8 bar | 10 bar | 13 bar | | | | |
| Basemounted 400/3/50 | | | | | | | | | |
| CPC 40 | 40 | 30 | 4920 | 4320 | 3480 | Y/D | 70 | 748 | 1247x 1060 x 1630 |
| CPC 50 | 50 | 37 | 6120 | 5520 | 4260 | Y/D | 71 | 832 | 1247x 1060 x 1630 |
| CPC 60 | 60 | 45 | 7800 | 6840 | 5700 | Y/D | 72 | 862 | 1247x 1060 x 1630 |
| CPD 75 | 75 | 55 | 8700 | 7920 | 7080 | Y/D | 72 | 1073 | 1420x 1060 x 1630 |
| CPD 100 | 100 | 75 | 11520 | 10080 | 8880 | Y/D | 75 | 1280 | 1660x 1060 x 1630 |

All units are also available in 60Hz, please contact your local sales representative for more information.

Chicago Pneumatic: full offer, global presence



Industrial & vehicle service tools



Construction tools




Portable compressors and generators



Paving equipment



Industrial compressors



**Original parts.
Your quality assurance.**

DISTRIBUTED BY

**CINCO Electrical Services Pty Ltd
Capital Compressors**

Unit 3 / 157 Gladstone Street
FYSHWICK ACT 2609

Phone: 18 000 24 626
Email: accounts@cincoelectrical.com.au

www.cincoelectrical.com.au

6999610321

The 'original part' identification confirms that these components passed our strict test criteria. All parts are designed to match the compressor and are approved for use on the specified compressor. They have been thoroughly tested to obtain the highest level of protection, extending the compressors' lifetime and keeping the cost of ownership to an absolute minimum. No compromises are made on reliability. The use of 'original part' certified quality components helps ensure reliable operation and will not impact the validity of your warranty, unlike other parts. Look for your quality assurance.

www.cp.com